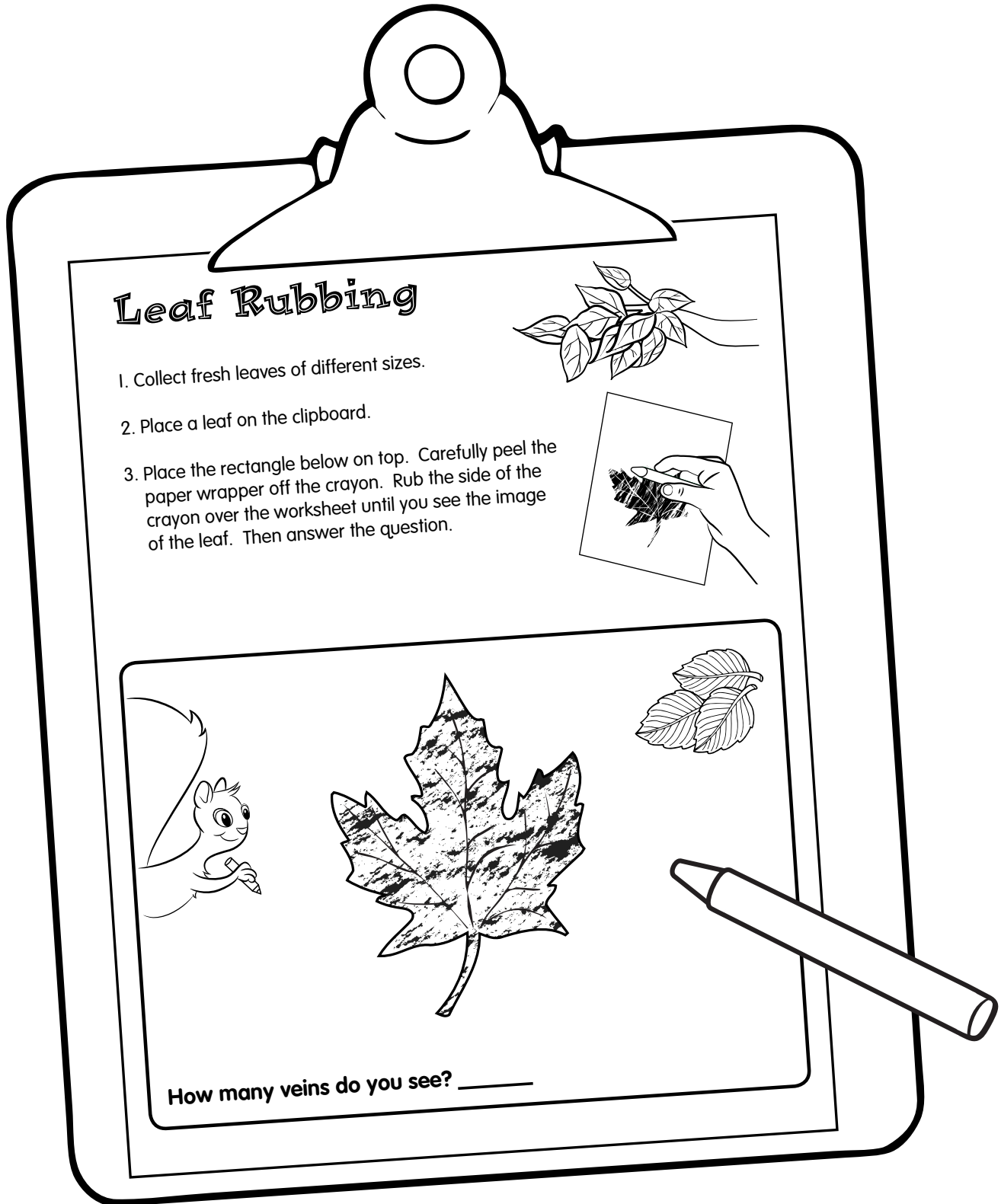


Discovering Nature

Provide students with a clipboard and colored pencils or crayons, and watch their natural curiosity take over as they explore the great outdoors with these interactive activity cards!




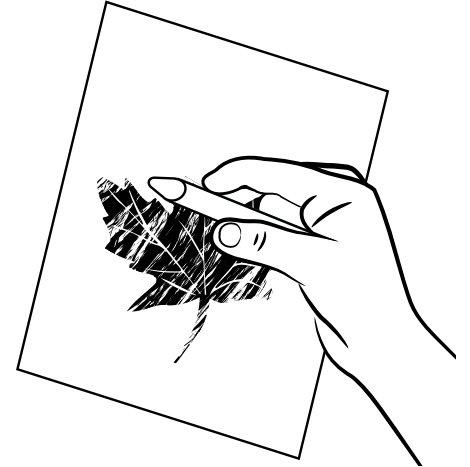
Leaf Rubbing

1. Collect fresh leaves of different sizes.
2. Place a leaf on the clipboard.
3. Place the rectangle below on top. Carefully peel the paper wrapper off the crayon. Rub the side of the crayon over the worksheet until you see the image of the leaf. Then answer the question.

How many veins do you see? _____

LEAF RUBBING

1. Collect fresh leaves of different sizes.
2. Place a leaf on the clipboard.
3. Place the rectangle below on top. Carefully peel the paper wrapper off the crayon. Rub the side of the crayon over the worksheet until you see the image of the leaf. Then answer the question.




How many veins do you see? _____

LISTENING WALK



1. Go on a nature walk. Make sure friends who go with you are silent.
2. Raise your hand every time you hear a sound. On the worksheet, list what you hear.
3. Which sounds are loud? Which are soft? Put a check mark in the correct box.

	loud	soft
_____	<input type="checkbox"/>	<input type="checkbox"/>
_____	<input type="checkbox"/>	<input type="checkbox"/>
_____	<input type="checkbox"/>	<input type="checkbox"/>
_____	<input type="checkbox"/>	<input type="checkbox"/>
_____	<input type="checkbox"/>	<input type="checkbox"/>
_____	<input type="checkbox"/>	<input type="checkbox"/>

A black and white line drawing of a hand reaching out from the right side of the page, gently holding the ear of a squirrel. The squirrel's face is visible, looking towards the hand.

SHADES OF NATURE

1. Go on a nature walk.
2. Notice all the things that are brown or green. Are they all the same exact color? Are some lighter and some darker?
3. Use dark and light colored pencils to shade in your worksheet.

